

2007



环境与社会 可持续发展报告

2007



金光集团APP(中国)


SINAR MAS GROUP-APP CHINA



Asia Pulp and Paper China (APP)













csr@app.com.cn

www.app.com.cn





115 080	101 335	0	574	13 171
74 336	58 682	0	14 127	1 527
57 175	55 855	0	0	1 320
49 830	49 826	0	0	4
27 824	14	21 085	0	6 725
324 245	265 712	21 085	14 701	22 747





APP












Three horizontal lines for writing.




Five horizontal lines for writing.



Five horizontal lines for writing.

Eight horizontal lines for writing.




APP ()

APP ()

APP ()






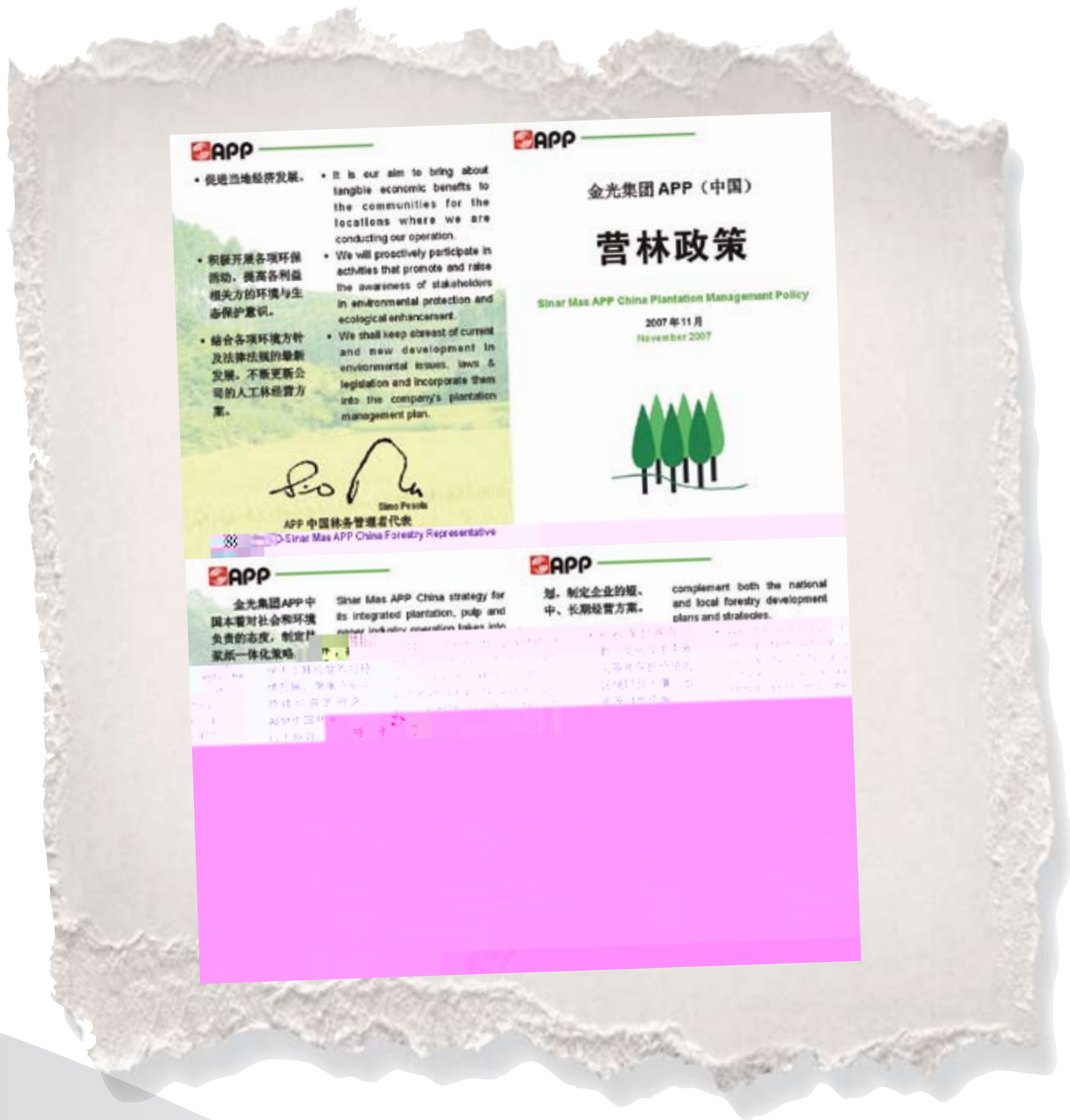
传桂村文化室











APP

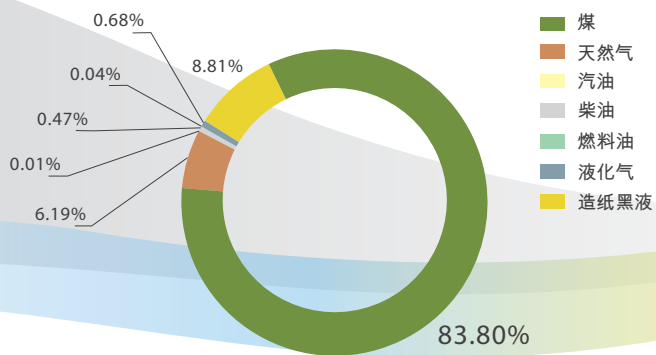


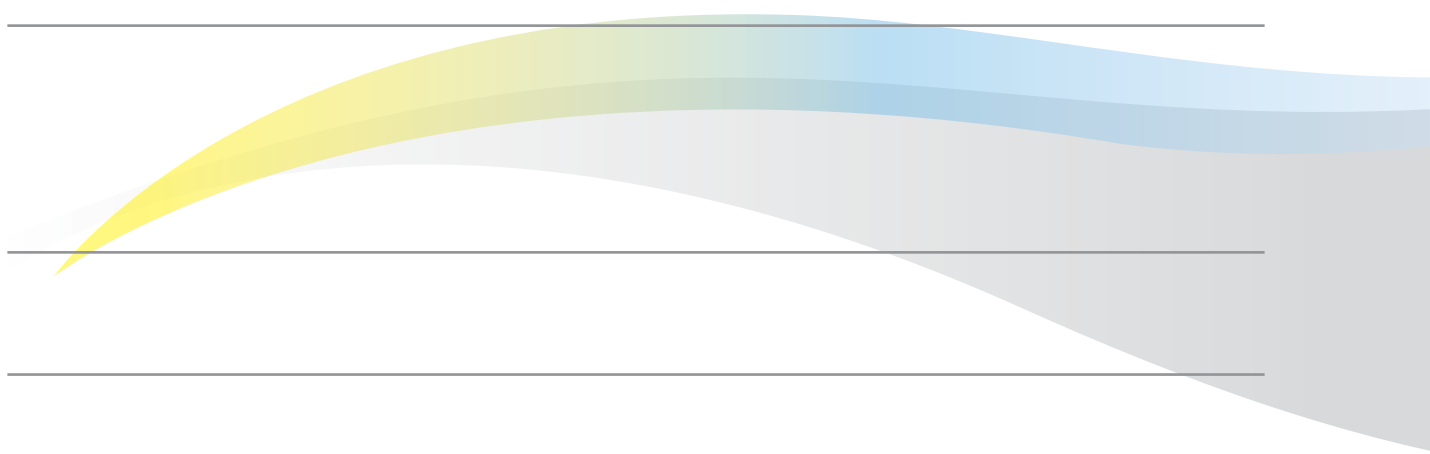







76 163 829	27 373 225	10 710 934	16 715 478	13 869 013	0	7 495 179
5 625 596	2 179 710	0	0	282 862	294 229	2 868 795
13 028	7 048	2 586	3 394	0	0	0
428 495	196 055	25 546	22 188	132 979	11 392	40 335
34 355	0	0	34 355	0	0	0
617 378	355 781	726	0	103 554	157 317	0
8 000 000	0	0	0	0	0	8 000 000
90 882 681	30 111 819	10 739 792	16 775 415	14 388 408	462 938	18 404 309
599 018	0	21	99 317	0	499 680	0
712 282	0	0	0	0	712 282	0
1 311 300	0	21	99 317	0	1 211 962	0





Four horizontal lines for text entry, with two lines indented from the left side.




21 440 000	55 804	0	0	0	0
0	9 892 877	12 483 990	9 792 000	1 690 000	35 397 581
0	0	0	0	0	0
0	0	569 538	0	0	0
0	0	1 654 080	0	0	0


21 440 000	9 948 681	14 707 608	9 792 000	1 690 000	35 397 581
					92 975 870




0	0	0	0	0	0
14 670 000	7 877 764	10 298 685	7 241 355	0*	16 593 273
14 670 000	7 877 764	10 298 685	7 241 355	1 302 038	16 593 273
					57 983 115

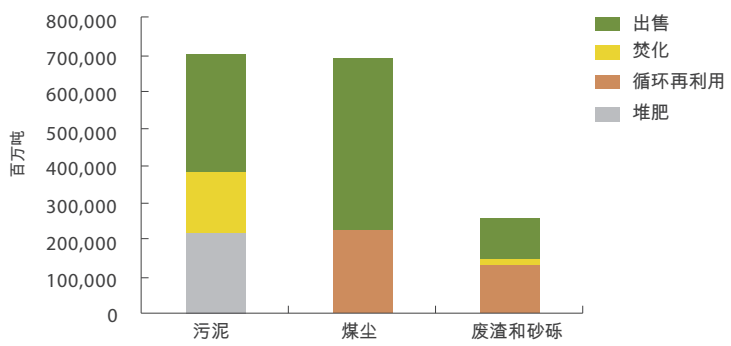
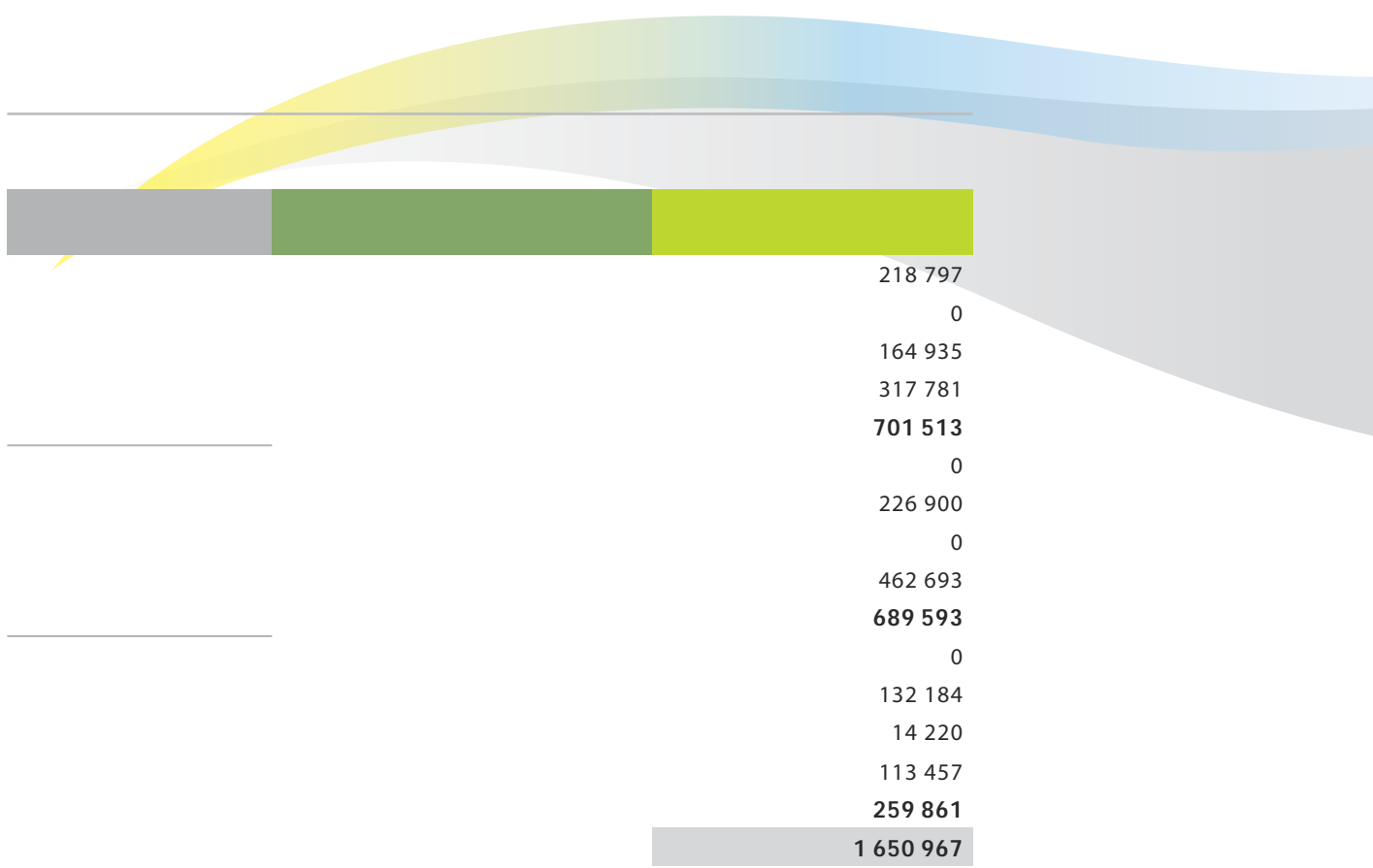


6 770 000	2 070 917	4 408 923	2 550 645	387 962	18 804 308
					34 992 755



SO ₂ (mg/m ³)	NO _x (mg/m ³)	PM (mg/m ³)	
894			
415	45	76	
169			







2007





MBOS?

Management by Olympic System

1994

1996

1997

MBOS

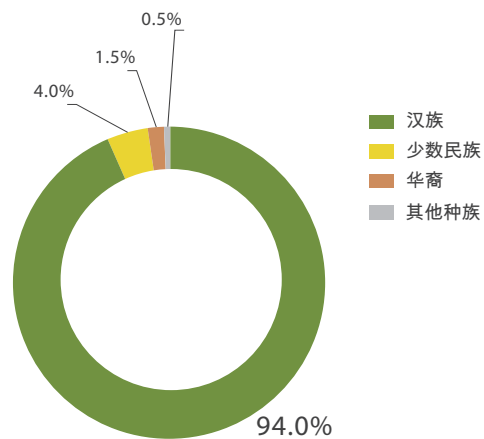
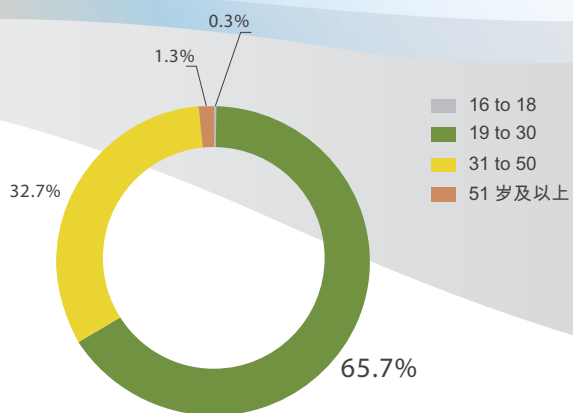
2002

MBOS

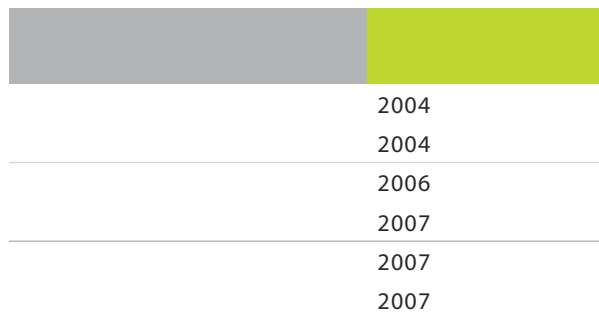
KPI

- PPO

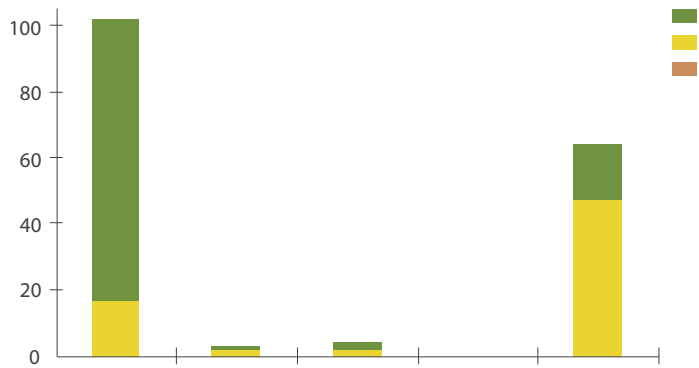




OSHAS 18001



	0	17	85	102	0	16	87	103
	0	2	1	3	0	2	1	3
	0	2	2	4	0	2	2	4
	0	0	0	0	0	0	0	
	0	47	17	64	0	22	214	236











100 000
850 000
800 000
1 000 000
800 000
1 600 000
700 000
300 000
25 000
100 000
109 810
6 384 810

800 000
10 000
10 000 000
1 000 000
3 000 000
500 000
15 000 000
25 600
500 000
200 000
31 035 600

100 000
220 000
27 000
347 000

530 000
520 000
2 000 000
300 000
3 350 000

41 117 410



	2006	2007
	5,007,149	5,600,000
	499,293	100,806
	632,399	662,843
	797.34	521.26
	11.64	8.83
	2.51	0.65
	83,298,000	92,975,870
	43,217,000	34,992,755
	3,092	3,242
	59,480,000	57,983,115
	11.88	10.35
	1,516,465	1,650,967
	0.303	0.295
	368	138
	0.000074	0.000025
	159	416.21
	0.000032	0.000074
	632,399	662,843
	21.5	21.2
	0	0
	49,998	100,000
	4,297,800	5,407,273


	2006	2007
	18,999	28,974
	10.25	38.6
	25.01	14
	13.22	21.5
	2.06	3.2
	18,049	5,627,464
	217.62	208.55
	2	7
	145	87
	131,401	133,568
	11,519	12,149
	0	0
	0	0
	0	0
	4,568,553	41,117,410
	2,555,553	6,384,810
	82,999	31,035,600
	19,999	347,000
	1,100,002	3,350,000
	21.53	27.1

GRI

	GRI	
	1.1	3
	1.2	1, 13
	2.1	5
	2.2	8
	2.3	9
	2.4	5
	2.5	5
	2.6	5
	2.7	5
	2.8	5
	2.9	3
	2.10	11
	3.1	
	3.2	1
	3.3	1
	3.4	1
	3.5	1
	3.6	5
	3.7	5
	3.8	
	3.9	20
	3.10	
	3.11	
GRI	3.12	39
	3.13	45

GRI ()

	GRI	
	4.1	9
	4.2	
	4.3	
	4.4	14
	4.5	
	4.6	
	4.7	
	4.8	10, 16
	4.9	15
	4.10	
<hr/>	4.11	
	4.12	18
	4.13	14
<hr/>	4.14	14
	4.15	14
	4.16	14
	4.17	14



EC 1	39
------	----

EC 2	
------	--

EC 3	39
------	----

EC 4	
------	--

EC 6	20
------	----

EC 7	
------	--

EC 8	34
------	----

EN 1	39
------	----

EN 2	20
------	----

EN 3	39
------	----

EN 4	39
------	----

EN 5	21
------	----

EN 7	21
------	----

EN 8	23, 39
------	--------

EN 10	23
-------	----

EN 11	
-------	--

EN 12	18
-------	----

EN 16	27
-------	----

EN 17	27
-------	----

EN 18	24
-------	----

EN 19	
-------	--

EN 20	24
-------	----

EN 21	24, 39
-------	--------

EN 22	24, 39
-------	--------

EN 23	
-------	--

EN 26	20
-------	----

EN 27	
-------	--

()

EN 28	20, 39
HR 4	32, 39
HR 5	32
HR 6	32
HR 7	32
LA 1	5
LA 2	
/	
LA 4	
LA 5	
LA 7	32, 49
LA 8	32
LA 10	
LA 11	4
LA 13	32, 40
PR 1	
PR 3	
PR 6	
PR 9	39
SO 1	15
SO 2	10
SO 3	10
SO 4	
SO 5	10
SO 8	10, 39



Samy 12

2012





金光集团APP(中国)

SINAR MAS GROUP - APP CHINA

上海市延安东路222号8-9楼

(021) 6335-2299

<http://www.app.com.cn>



APP ()